


Summer Reading



READING Log

	Date	Title	Author	Pgs/Min	Stars	Parent Initials
1					☆☆☆☆☆	
2					☆☆☆☆☆	
3					☆☆☆☆☆	
4					☆☆☆☆☆	
5					☆☆☆☆☆	
6					☆☆☆☆☆	
7					☆☆☆☆☆	
8					☆☆☆☆☆	
9					☆☆☆☆☆	
10					☆☆☆☆☆	
11					☆☆☆☆☆	
12					☆☆☆☆☆	
13					☆☆☆☆☆	
14					☆☆☆☆☆	
15					☆☆☆☆☆	
16					☆☆☆☆☆	
17					☆☆☆☆☆	
18					☆☆☆☆☆	
19					☆☆☆☆☆	
20					☆☆☆☆☆	
21					☆☆☆☆☆	
22					☆☆☆☆☆	
23					☆☆☆☆☆	
24					☆☆☆☆☆	
25					☆☆☆☆☆	

A Real Team

The boys from the baseball team were at the beach. Tom's dad made a meal for them to eat. They had meat, peaches, and a treat! He gave them ice cream. After they ate they played by the sea. When they were done, it was time to clean. The boys cleaned together, just like a real team! They left the beach nice and neat.



① What is the setting of the story?

② What did the boys eat?

③ What did the boys do together at the end?

y

long i

Name: _____

Why So Shy?

Ry the bear was so shy. "Don't be shy!" my dad told Ry. "I don't know why I am so shy. It makes me want to cry," said Ry. Dad told Ry he would teach her to not be shy. "When someone says, "Hi!" you should reply. When someone walks by, wave to them." Ry did what dad said. By July, she was no longer shy!



① How did being shy make Ry feel?

② Who taught Ry to not be shy?

③ In what month did Ry stop being shy?

The Toad



There once was a toad on a boat.
He wanted to see if he could float.
He said, "One, two, three," and then he jumped in.
Whoa, the toad was soaked! He swam and swam
but he did not float! He kicked and kicked and went
back to the boat. He sat on the edge and he went,
"Croak, croak!"



① At the beginning, where was the toad?

② What did the toad want to know?

③ What did the toad do at the end?

RI.1.1 I can ask and answer questions about key details in a text.

Name: _____ Date: _____

Wonderful Weather

The Four Seasons


There are four seasons in a year. They are summer, fall, winter, and spring. They happen in the same order each year. In the summer, it is very hot. Kids



A boy raking in the fall

love playing outside in the summer. Fall is cool. It is very cold in the winter. In the spring, it

starts to warm up again. It's a great time to have a picnic outside.



A lightning storm

Dangerous Storms

Sometimes weather can be scary and **dangerous**. Storms can happen that have strong winds, a lot of rain, and lightning. Lightning can **strike** houses or trees and cause fires to start!

Take a closer look!

1. What is a **question** you have about this topic?

2. What season would be most likely to have snow? Why?

3. How can storms be dangerous?

RI.1.2 I can identify the main topic and retell key details of a text.

Name: _____ Date: _____

Wonderful Weather

The Four Seasons


There are four seasons in a year. They are summer, fall, winter, and spring. They happen in the same order each year. In the summer, it is very hot. Kids



A boy hiking in the fall

love playing outside in the summer. Fall is cool. It is very cold in the winter. In the spring, it

starts to warm up again. It's a great time to have a picnic outside.



A lightning storm

Dangerous Storms

Sometimes weather can be scary and **dangerous**. Storms can happen that have strong winds, a lot of rain, and lightning. Lightning can **strike** houses or trees and cause fires to start!

Take a closer look!

1. What was the main topic of this passage?

2. Why do you think that?



Underline details in the text that support your answer.

RI.3 I can describe the connection between two pieces of information in a text.

Name: _____ Date: _____

Wonderful Weather

The Four Seasons


There are four seasons in a year. They are summer, fall, winter, and spring. They happen in the same order each year. In the summer, it is very hot. Kids



A boy raking in the fall

love playing outside in the summer. Fall is cool. It is very cold in the winter. In the spring, it

starts to warm up again. It's a great time to have a picnic outside.



A lightning storm

Dangerous Storms

Sometimes weather can be scary and **dangerous**. Storms can happen that have strong winds, a lot of rain, and lightning. Lightning can **strike** houses or trees and cause fires to start!

Take a closer look!

1. How are summer and spring the **same**?

2. How are spring and summer **different**?

RI.II I can ask and answer questions about key details in a text.

Name: _____ Date: _____

Fantastic Frogs

Frogs and Toads

Have you heard about frogs and toads? They are both amphibians. Frogs have smooth skin, but toads have bumpy skin. Frogs lay their eggs in a big blob. Toads lay their eggs in a long string.


Frog Snacks

Frogs have sticky tongues to help them catch their food.

Frogs like to eat flies, moths, mosquitos and even worms.

Life Cycle

Frogs start out as eggs. Then tadpoles hatch from the eggs. The tadpoles turn into froglets. After their tails shrink, or get smaller, and their back legs grow, it is now a frog!



A frog with smooth skin

🔍 Take a closer look! 🔍

1. What is a question you have about this topic?

2. What happens to a froglet's tail when it turns into a frog?

3. What are two insects that frogs like to eat?

RI.1.2 I can identify the main topic and retell key details of a text.

Name: _____ Date: _____

Fantastic Frogs

Frogs and Toads

Have you heard about frogs and toads? They are both amphibians. Frogs have smooth skin, but toads have bumpy skin. Frogs lay their eggs in a big blob. Toads lay their eggs in a long string.

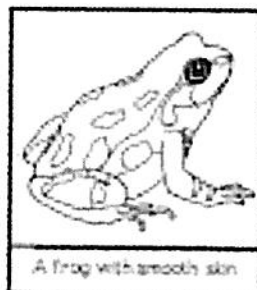
Frog Snacks

Frogs have sticky tongues to help them catch their food.

Frogs like to eat flies, moths, mosquitos and even worms.

Life Cycle

Frogs start out as eggs. Then tadpoles hatch from the eggs. The tadpoles turn into froglets. After their tails shrink, or get smaller, and their back legs grow, it is now a frog!



A frog with smooth skin.

Take a closer look!

1. What was the main topic of this passage?

2. Why do you think that?



Underline details in the text that support your answer.

Summer Math



Name: _____

Use your favorite strategy to help you solve.

Addition Fluency to 20

$\begin{array}{r} 12 \\ + 7 \\ \hline \end{array}$	$\begin{array}{r} 4 \\ + 7 \\ \hline \end{array}$	$\begin{array}{r} 15 \\ + 1 \\ \hline \end{array}$	$\begin{array}{r} 18 \\ + 2 \\ \hline \end{array}$	$\begin{array}{r} 13 \\ + 6 \\ \hline \end{array}$	$\begin{array}{r} 19 \\ + 0 \\ \hline \end{array}$	$\begin{array}{r} 15 \\ + 2 \\ \hline \end{array}$
$\begin{array}{r} 18 \\ + 0 \\ \hline \end{array}$	$\begin{array}{r} 15 \\ + 4 \\ \hline \end{array}$	$\begin{array}{r} 7 \\ + 9 \\ \hline \end{array}$	$\begin{array}{r} 6 \\ + 5 \\ \hline \end{array}$	$\begin{array}{r} 3 \\ + 8 \\ \hline \end{array}$	$\begin{array}{r} 12 \\ + 5 \\ \hline \end{array}$	$\begin{array}{r} 13 \\ + 3 \\ \hline \end{array}$
$\begin{array}{r} 10 \\ + 3 \\ \hline \end{array}$	$\begin{array}{r} 14 \\ + 6 \\ \hline \end{array}$	$\begin{array}{r} 11 \\ + 7 \\ \hline \end{array}$	$\begin{array}{r} 15 \\ + 3 \\ \hline \end{array}$	$\begin{array}{r} 7 \\ + 8 \\ \hline \end{array}$	$\begin{array}{r} 8 \\ + 5 \\ \hline \end{array}$	$\begin{array}{r} 6 \\ + 7 \\ \hline \end{array}$
$\begin{array}{r} 15 \\ + 6 \\ \hline \end{array}$	$\begin{array}{r} 12 \\ + 2 \\ \hline \end{array}$	$\begin{array}{r} 13 \\ + 7 \\ \hline \end{array}$	$\begin{array}{r} 16 \\ + 3 \\ \hline \end{array}$	$\begin{array}{r} 9 \\ + 8 \\ \hline \end{array}$	$\begin{array}{r} 11 \\ + 7 \\ \hline \end{array}$	$\begin{array}{r} 12 \\ + 5 \\ \hline \end{array}$
$\begin{array}{r} 14 \\ + 3 \\ \hline \end{array}$	$\begin{array}{r} 17 \\ + 2 \\ \hline \end{array}$	$\begin{array}{r} 15 \\ + 4 \\ \hline \end{array}$	$\begin{array}{r} 13 \\ + 3 \\ \hline \end{array}$	$\begin{array}{r} 11 \\ + 8 \\ \hline \end{array}$	$\begin{array}{r} 12 \\ + 6 \\ \hline \end{array}$	$\begin{array}{r} 13 \\ + 2 \\ \hline \end{array}$

Addition Word Problems to 100

My school has 23 soccer balls and 43 basketballs. How many soccer balls and basketballs does my school have?

$$\underline{\hspace{2cm}} + \underline{\hspace{2cm}} = \underline{\hspace{2cm}}$$

My teacher made 32 chocolate cupcakes for us and 25 vanilla cupcakes. How many cupcakes did she make for us in all?

$$\underline{\hspace{2cm}} + \underline{\hspace{2cm}} = \underline{\hspace{2cm}}$$

The bird gathered 21 twigs and 54 leaves for her nest. How many items did the bird use in her nest in all?

$$\underline{\hspace{2cm}} + \underline{\hspace{2cm}} = \underline{\hspace{2cm}}$$

In the yard, the squirrel found 71 acorns and 23 berries. How many items did the squirrel find in the yard?

$$\underline{\hspace{2cm}} + \underline{\hspace{2cm}} = \underline{\hspace{2cm}}$$



Finding a Near-Double

$$\begin{array}{c} \textcircled{6} + 3 + \textcircled{7} = \underline{\hspace{2cm}} \\ \diagdown \quad \diagup \\ \textcircled{13} + 3 = \underline{\hspace{2cm}} \end{array}$$

$$4 + 7 + 5 = \underline{\hspace{2cm}}$$

$$2 + 3 + 7 = \underline{\hspace{2cm}}$$

$$9 + 3 + 4 = \underline{\hspace{2cm}}$$

$$8 + 7 + 5 = \underline{\hspace{2cm}}$$

$$4 + 7 + 8 = \underline{\hspace{2cm}}$$

$$4 + 6 + 5 = \underline{\hspace{2cm}} \quad 2 + 8 + 3 = \underline{\hspace{2cm}}$$



Subtraction Fluency Within 20

$\begin{array}{r} 10 \\ - 6 \\ \hline \end{array}$	$\begin{array}{r} 12 \\ - 5 \\ \hline \end{array}$	$\begin{array}{r} 19 \\ - 2 \\ \hline \end{array}$	$\begin{array}{r} 14 \\ - 7 \\ \hline \end{array}$	$\begin{array}{r} 13 \\ - 7 \\ \hline \end{array}$	$\begin{array}{r} 15 \\ - 3 \\ \hline \end{array}$	$\begin{array}{r} 19 \\ - 8 \\ \hline \end{array}$
$\begin{array}{r} 15 \\ - 9 \\ \hline \end{array}$	$\begin{array}{r} 14 \\ - 6 \\ \hline \end{array}$	$\begin{array}{r} 16 \\ - 8 \\ \hline \end{array}$	$\begin{array}{r} 13 \\ - 7 \\ \hline \end{array}$	$\begin{array}{r} 17 \\ - 7 \\ \hline \end{array}$	$\begin{array}{r} 18 \\ - 9 \\ \hline \end{array}$	$\begin{array}{r} 14 \\ - 5 \\ \hline \end{array}$
$\begin{array}{r} 13 \\ - 6 \\ \hline \end{array}$	$\begin{array}{r} 13 \\ - 5 \\ \hline \end{array}$	$\begin{array}{r} 12 \\ - 2 \\ \hline \end{array}$	$\begin{array}{r} 14 \\ - 5 \\ \hline \end{array}$	$\begin{array}{r} 15 \\ - 7 \\ \hline \end{array}$	$\begin{array}{r} 17 \\ - 3 \\ \hline \end{array}$	$\begin{array}{r} 11 \\ - 1 \\ \hline \end{array}$
$\begin{array}{r} 14 \\ - 6 \\ \hline \end{array}$	$\begin{array}{r} 16 \\ - 5 \\ \hline \end{array}$	$\begin{array}{r} 18 \\ - 8 \\ \hline \end{array}$	$\begin{array}{r} 11 \\ - 7 \\ \hline \end{array}$	$\begin{array}{r} 14 \\ - 7 \\ \hline \end{array}$	$\begin{array}{r} 13 \\ - 3 \\ \hline \end{array}$	$\begin{array}{r} 12 \\ - 4 \\ \hline \end{array}$
$\begin{array}{r} 16 \\ - 9 \\ \hline \end{array}$	$\begin{array}{r} 13 \\ - 5 \\ \hline \end{array}$	$\begin{array}{r} 13 \\ - 4 \\ \hline \end{array}$	$\begin{array}{r} 12 \\ - 7 \\ \hline \end{array}$	$\begin{array}{r} 15 \\ - 7 \\ \hline \end{array}$	$\begin{array}{r} 18 \\ - 7 \\ \hline \end{array}$	$\begin{array}{r} 16 \\ - 8 \\ \hline \end{array}$

Subtraction Word Problems Within 20

The zoo has 14 owls and 7 eagles. How many more owls are there than eagles?

$$\underline{\quad\quad} - \underline{\quad\quad} = \underline{\quad\quad}$$

My sister has 17 Post-It notes, but I took 9 of them to write on. How many Post-Its does she have left?

$$\underline{\quad\quad} - \underline{\quad\quad} = \underline{\quad\quad}$$

Nate has 18 star stickers. Sara has 15 star stickers. How many more stickers did Nate have than Sara?

$$\underline{\quad\quad} - \underline{\quad\quad} = \underline{\quad\quad}$$

My sister bought a pack of 20 markers but already lost 10 of them. How many markers does she have left?

$$\underline{\quad\quad} - \underline{\quad\quad} = \underline{\quad\quad}$$

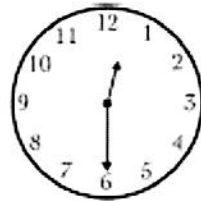



Timmy was given 16 pages for homework. He already worked on 5 of them. How many pages does he have left?

$$\underline{\quad\quad} - \underline{\quad\quad} = \underline{\quad\quad}$$


Cut and glue the time to the clock.

Telling Time



Draw the hands on the clock using the given time.

Telling Time




5:00




1:30



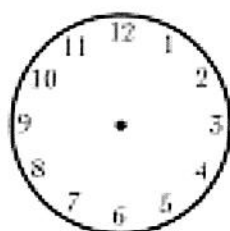
8:30



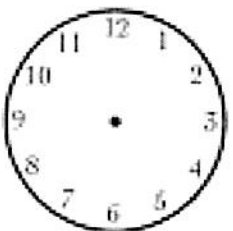
12:00



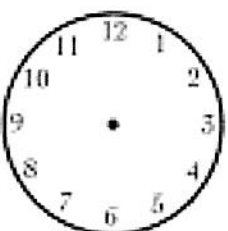
3:30



11:00



10:30




7:00



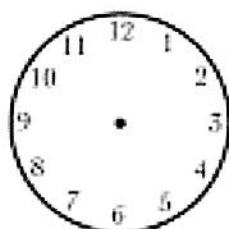
2:30



9:00




6:30



4:30

Counting Money




¢



¢



¢



¢









¢




¢

Count the money.

Counting Money

 <p>_____ ¢</p>	 <p>_____ ¢</p>
 <p>_____ ¢</p>	 <p>_____ ¢</p>
 <p>_____ ¢</p>	 <p>_____ ¢</p>

Summer Phonics/Sight Words









pppst.com







Long Vowel A

NAME: _____ DATE: _____

A. Complete the words with the vowel combinations given.

a_e	ai	ay
 <p>f _ _ c _ _</p>	 <p>p _ _ _ l</p>	 <p>p _ _ _</p>
 <p>l _ _ k _ _</p>	 <p>w _ _ _ t</p>	 <p>h _ _ _</p>





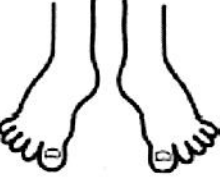



B. Say the name of each picture. Fill in the circle next to the word that names the picture.

 <p> <input type="radio"/> make <input type="radio"/> cake <input type="radio"/> rake </p>	 <p> <input type="radio"/> rain <input type="radio"/> sail <input type="radio"/> train </p>
 <p> <input type="radio"/> paint <input type="radio"/> mail <input type="radio"/> tail </p>	 <p> <input type="radio"/> game <input type="radio"/> whale <input type="radio"/> cane </p>
 <p> <input type="radio"/> day <input type="radio"/> hay <input type="radio"/> play </p>	 <p> <input type="radio"/> clay <input type="radio"/> say <input type="radio"/> way </p>



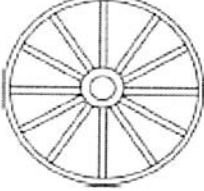



Long Vowel E

NAME: _____ DATE: _____

A. Complete the words with the vowel combinations given.

ee		ea	
			
tr _____	b _____	_____ t	p _____ s
			
f _____ t	_____ l	dr _____ m	_____ gle




B. Say the name of each picture. Fill in the circle next to the word that names the picture.





 <input type="radio"/> leaf <input type="radio"/> beak <input type="radio"/> seat	 <input type="radio"/> queen <input type="radio"/> week <input type="radio"/> eel
 <input type="radio"/> wheel <input type="radio"/> seed <input type="radio"/> teeth	 <input type="radio"/> beach <input type="radio"/> real <input type="radio"/> cream
 <input type="radio"/> sheep <input type="radio"/> jeep <input type="radio"/> knee	 <input type="radio"/> read <input type="radio"/> eat <input type="radio"/> steal

Long Vowel I


NAME: _____ DATE: _____


A. Complete the words with the vowel combinations given.

i _ e	
5 f _ v _	 h _ v _
 wr _ t _	 h _ d _

ie	
 p _ _	 t _ _
 d _ _	 fl _ _ s


B. Say the name of each picture. Fill in the circle next to the word that names the picture.


 ☐ dime
☐ bike
☐ hike

 ☐ slide
☐ rice
☐ hive

 ☐ mice
☐ bite
☐ smile

 ☐ die
☐ pie
☐ lie







 ☐ ice
☐ kite
☐ mine

 ☐ nine
☐ time
☐ pine







Long Vowel O

NAME: _____ DATE: _____

A. Complete the words with the vowel combinations given.

o_e	oa	ow
 n _ _ s _ _	 t _ _ _ d	 s n _ _ _
 r _ _ s _ _	 b _ _ _ t	 b _ _ _







B. Say the name of each picture. Fill in the circle next to the word that names the picture.

 <input type="radio"/> bone <input type="radio"/> note <input type="radio"/> home	 <input type="radio"/> coat <input type="radio"/> oak <input type="radio"/> goat
 <input type="radio"/> show <input type="radio"/> flow <input type="radio"/> bowl	 <input type="radio"/> row <input type="radio"/> blow <input type="radio"/> mow
 <input type="radio"/> road <input type="radio"/> toast <input type="radio"/> soap	 <input type="radio"/> rope <input type="radio"/> stone <input type="radio"/> mole

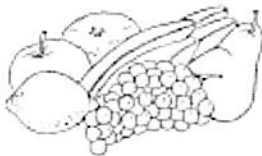





Long Vowel U

NAME: _____ DATE: _____

A. Complete the words with the vowel combinations given.

u_e	ue	ui
 c _ _ b _ _	 cl _ _ _	 cr _ _ _ se
 fl _ _ t _ _	 tiss _ _ _	 s _ _ _ t

B. Say the name of each picture. Fill in the circle next to the word that names the picture.

	<input type="radio"/> suits <input type="radio"/> fruits <input type="radio"/> bruises		<input type="radio"/> mule <input type="radio"/> flute <input type="radio"/> tube
	<input type="radio"/> clue <input type="radio"/> glue <input type="radio"/> blue		<input type="radio"/> suit <input type="radio"/> juice <input type="radio"/> cruise
	<input type="radio"/> statue <input type="radio"/> tissue <input type="radio"/> avenue		<input type="radio"/> cube <input type="radio"/> tune <input type="radio"/> rule


Name: _____

Date: _____


Directions: Highlight the silent e words. Write the words you find below.

fake	rat	sit	mile	mute	dice
bike	rate	rope	bake	rice	hope
Sam	pat	cake	June	dude	
like	note	not	joke	jog	run


Directions: Read and illustrate the sentences.




I ate five prunes.




The snake is on the pole.




I told a joke over the phone.



Jake told a rude joke.



I like to dine at home.









That is a huge cake!

Name _____

Date: _____

Closed Syllable → VCE

Directions: Use the pictures to help you write a closed syllable word and then change it into a VCE word.

		<div style="border: 1px solid black; width: 40px; height: 40px; display: inline-block;"></div> <div style="border: 1px solid black; width: 40px; height: 40px; display: inline-block;"></div> <div style="border: 1px solid black; width: 40px; height: 40px; display: inline-block;"></div>	<div style="border: 1px solid black; width: 40px; height: 40px; display: inline-block;"></div> <div style="border: 1px solid black; width: 40px; height: 40px; display: inline-block;"></div> <div style="border: 1px solid black; width: 40px; height: 40px; display: inline-block;"></div> <div style="border: 1px solid black; width: 40px; height: 40px; display: inline-block;"></div>
		<div style="border: 1px solid black; width: 40px; height: 40px; display: inline-block;"></div> <div style="border: 1px solid black; width: 40px; height: 40px; display: inline-block;"></div> <div style="border: 1px solid black; width: 40px; height: 40px; display: inline-block;"></div>	<div style="border: 1px solid black; width: 40px; height: 40px; display: inline-block;"></div> <div style="border: 1px solid black; width: 40px; height: 40px; display: inline-block;"></div> <div style="border: 1px solid black; width: 40px; height: 40px; display: inline-block;"></div> <div style="border: 1px solid black; width: 40px; height: 40px; display: inline-block;"></div>
		<div style="border: 1px solid black; width: 40px; height: 40px; display: inline-block;"></div> <div style="border: 1px solid black; width: 40px; height: 40px; display: inline-block;"></div> <div style="border: 1px solid black; width: 40px; height: 40px; display: inline-block;"></div>	<div style="border: 1px solid black; width: 40px; height: 40px; display: inline-block;"></div> <div style="border: 1px solid black; width: 40px; height: 40px; display: inline-block;"></div> <div style="border: 1px solid black; width: 40px; height: 40px; display: inline-block;"></div> <div style="border: 1px solid black; width: 40px; height: 40px; display: inline-block;"></div>

Directions: Fill in the blanks with the words from above.

1. I got in the _____ for my bath.
2. I think the _____ of paste fell off the sink.
3. I _____ I get a bike for a gift.
4. Did the small tot get stuck by the _____?
5. Can you _____ up and down?
6. We put the red balls on the _____ tree.

Name _____

Date: _____

Syllable Sort

Blue	Yellow	Red
Closed	Open	VCE



grim	hi	cut
not	cub	be
blam	no	pet
crush	cube	trusts
brat	Pete	note
brute	cute	grime

Color the different syllable types.

Capitalization & Punctuation

Correct the sentences.

1. where are you going for vacation

2. we like to go swimming in the ocean

3. we swim in the big, open ocean

4. do you like swimming at the beach

5. i love watching the clouds go by

6. this will be the best trip ever

1st Grade Dolch Words

all	into	this	could	open
am	like	too	every	over
are	must	under	fly	put
at	new	want	from	round
be	on	was	give	some
black	now	well	going	stop
brown	our	went	had	take
but	out	what	has	thank
came	please	white	her	them
did	pretty	who	him	then
do	ran	will	his	think
eat	ride	with	how	walk
four	saw	yes	just	were
get	say	after	know	when
good	she	again	let	
have	so	an	live	
he	soon	any	may	
into	that	ask	of	
like	there	as	old	
must	they	by	once	

Dolch Sight Words

Second Grade (46 words)

always
around
because
been
before
best
both
buy
call
cold
does
don't
fast
first
five
found
gave
goes
green
its
made
many
off

or
pull
read
right
sing
sit
sleep
tell
their
these
those
upon
us
use
very
wash
which
why
wish
work
would
write
your